

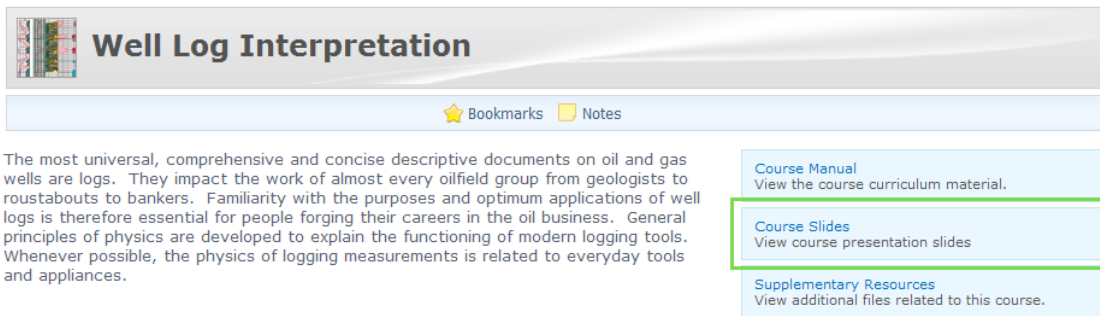
Viewing Course Slides

To view course slides:

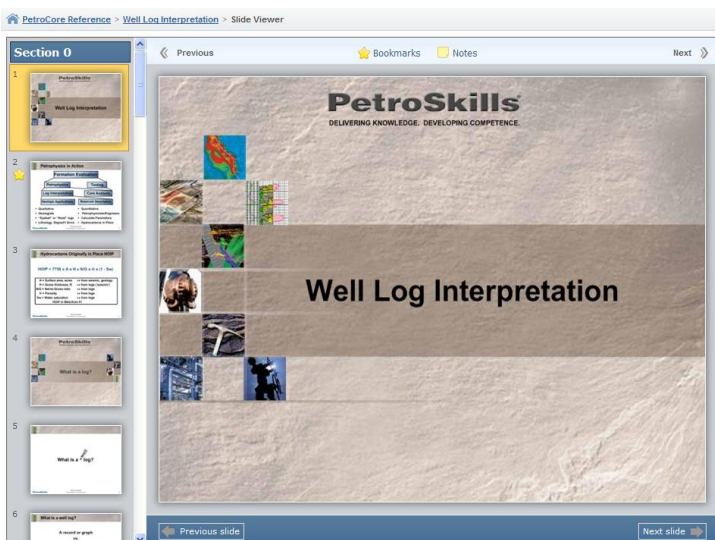
- 1 Click on a course name from your Reference Dashboard.



- 2 Click on the **Course Slides** link on the right side of the Course Dashboard.



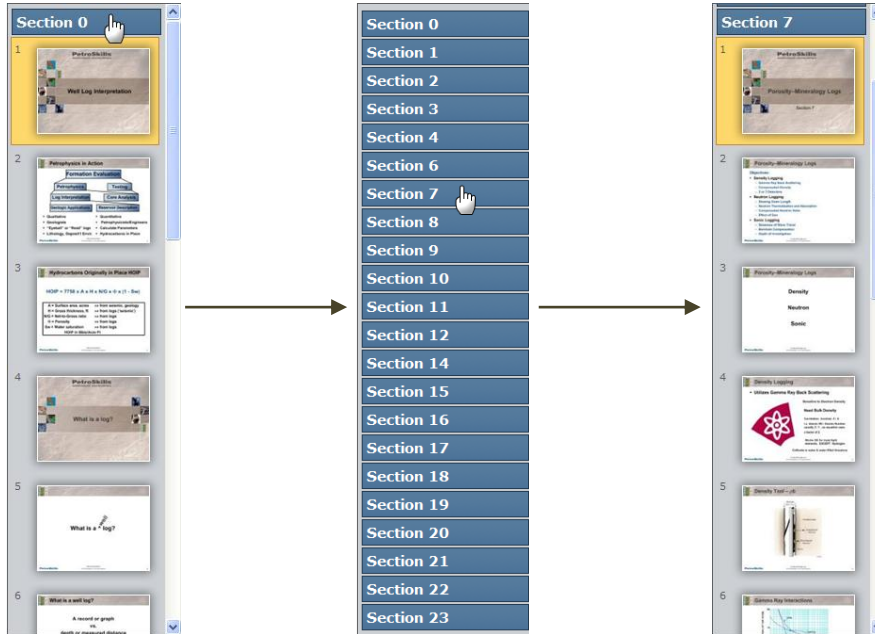
You should now see the Slide Viewer, like the one below.



Your course slides are categorized into sections, you can use the left panel and the Next and Previous buttons to navigate, as explained below.

To navigate through your course slides:

- 1 Click on a section title to expand or collapse the sections—this will reveal or hide the thumbnail previews for the selected section.



- 2 Click on the **Next** and **Previous** buttons to navigate through the slides one at a time.

The slide you are currently viewing is highlighted in the left pane and is revealed in the main slide viewer.

